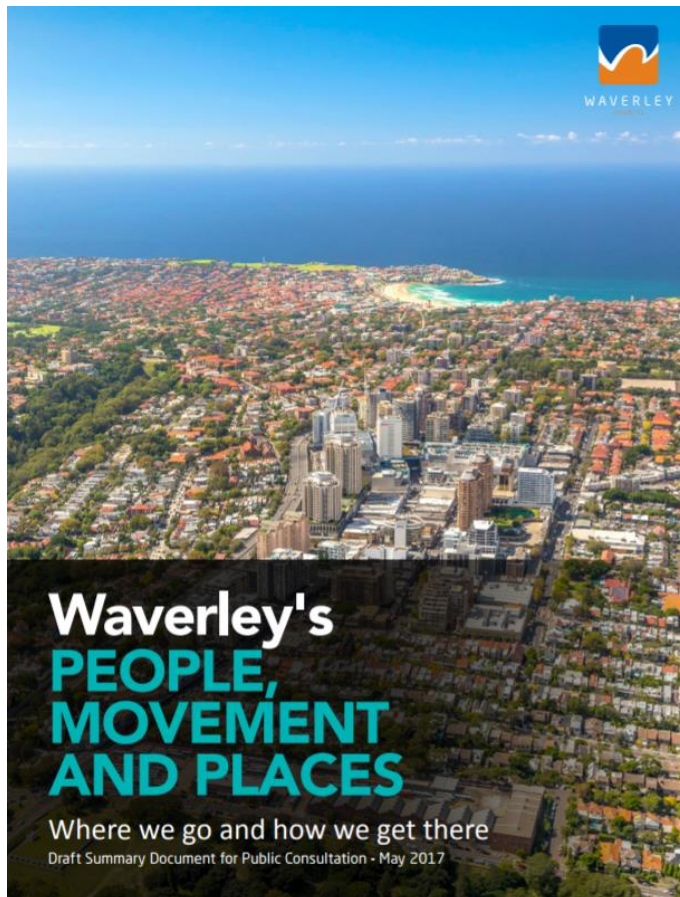


# Waverley's People Movement and Places: where we go and how we get there

## Feedback on Draft Report



## Executive Summary

Waverley Council exhibited its Draft Report and online survey for Waverley's People, Movement and Places, on its Have Your Say website ([www.haveyoursaywaverley.com.au](http://www.haveyoursaywaverley.com.au)) between 5 May and 16 June 2017.

In total the public exhibition reached more than 22,300 people online and in person, in addition to media coverage on television and local newspapers.

Nearly 300 direct responses were received through the online survey and via email from individuals, community organisations, businesses, neighbouring local governments and state government agencies.

## Engagement and coverage

- More than 22,300 people reached during the public exhibition period
- 21,300 people reached online through social media
- 980 visitors to Have Your Say website
- 280 submissions to online survey: 273 from individuals + 7 organisations/ community groups
- 16 email submission received: 6 from individuals + 10 organisations/ community groups
- 1,000 direct engagements through email, workshops, community events and meetings
- 50 emails sent to relevant local community groups and businesses
- 750 postcards distributed to the community and local businesses at Oxford St Mall community day, Waverley Library, Customer service centre on Spring St, Ground floor reception at Council Chambers, Urban Lounge pop-up library on Spring St and Oxford St, drop-off to local businesses, Community events (e.g. Walk to School Day), and meetings
- 60 school children participated in workshops with Council staff
- Email and letters to NSW Government ministers, state government agencies and neighbouring local governments
- Council staff members distributed postcards to the community and answered questions as part of a community engagement event in Oxford Street Mall.



*Oxford Street Mall community engagement event on 28 May 2017*

### *Media Coverage:*

- Feature on Channel 9 News interviewing Mayor on 8/3/17
- Article in Wentworth Courier on 8/3/17
- Article in Wentworth Courier on 14/3/17
- Article in News Local on 15/3/17

### *Other engagement:*

1,000 intercept surveys conducted as part of Waverley's People, Movement and Places background study by UTS Institute for Sustainable Futures, in Bondi Junction and Bondi Beach in November 2015, February 2016 and March 2016.

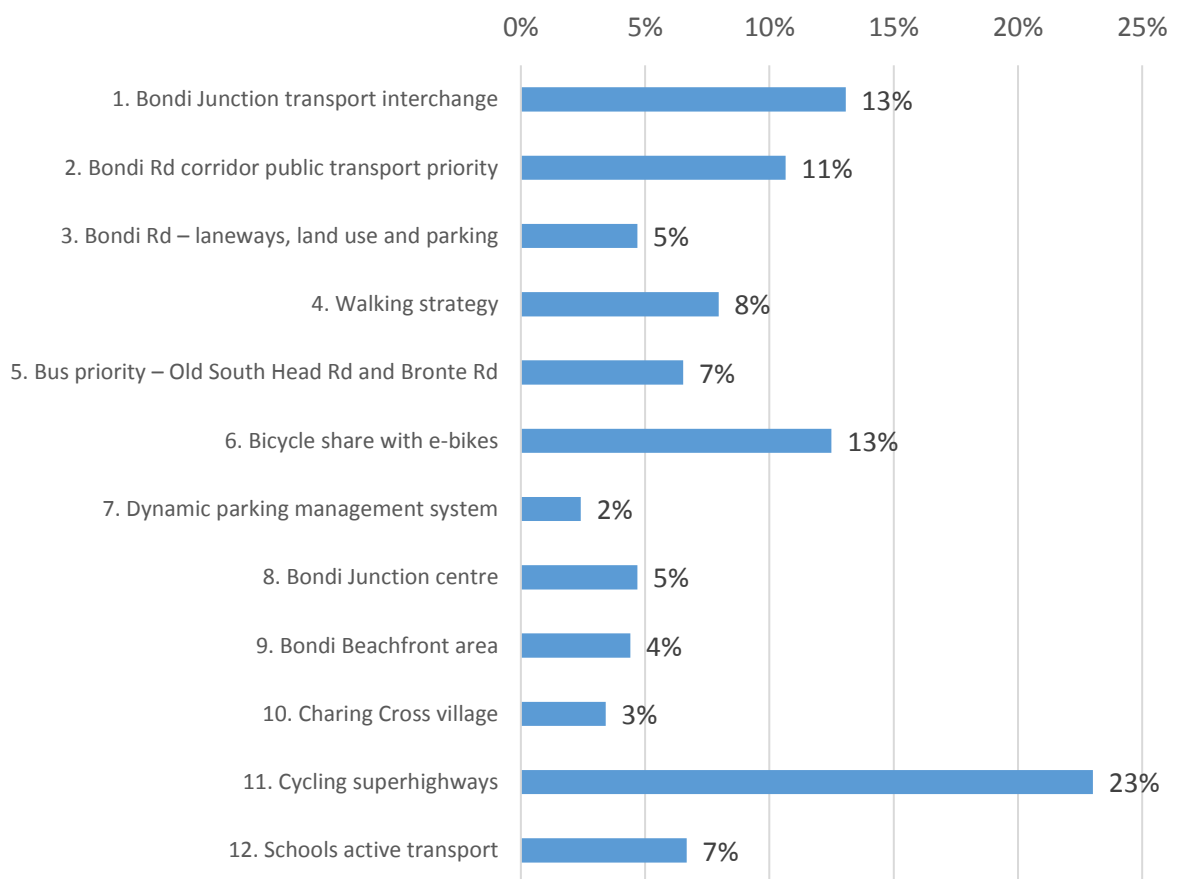
## Feedback from individuals

During the public exhibition of the draft report, there were 279 responses submitted by individuals (273 completed online surveys and 6 emails). The following summarises the responses to the online survey questionnaire for individuals.

### Signature Projects

Respondents were asked the following question: ‘There are twelve Signature Projects recommended in the report. Please identify which projects you think Council should pursue as the top three priorities.’

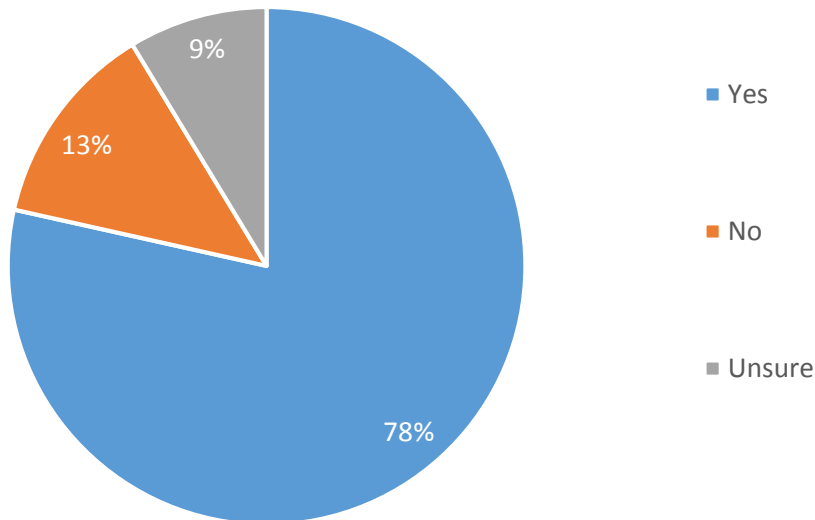
There were 704 responses in total. The highest ranking priority project was ‘Cycling superhighways’ at 23% (162 responses). The next highest ranked priorities were ‘Bondi Junction transport interchange’ (13%, 92 responses) and ‘Bicycle share with e-bikes (13%, 88 responses).



Total: 704 responses to draft Waverley’s People, Movement and Places online survey question 9

**Would you consider using the car less if there were better transport options in your area?**

Nine out of ten respondents said they would (or might) consider using the car less if there were better transport options in Waverley LGA.



Total: 265 responses to draft Waverley’s People, Movement and Places online survey question 8

**Do you walk or ride a bicycle for recreation or transport? (select one)**

96% of respondents said they walk or ride a bicycle – for transport, recreation and exercise.

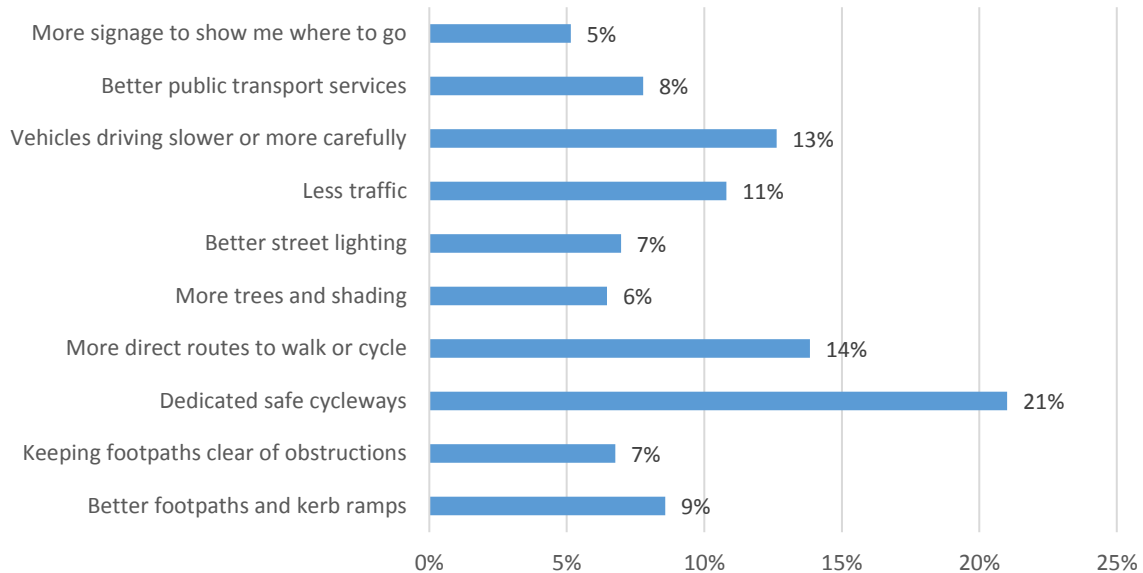
## REASONS TO WALK OR RIDE A BICYCLE



Total: 269 responses to draft Waverley’s People, Movement and Places online survey question 3

**What would help you to walk or ride a bicycle more often? (select one or more items)**

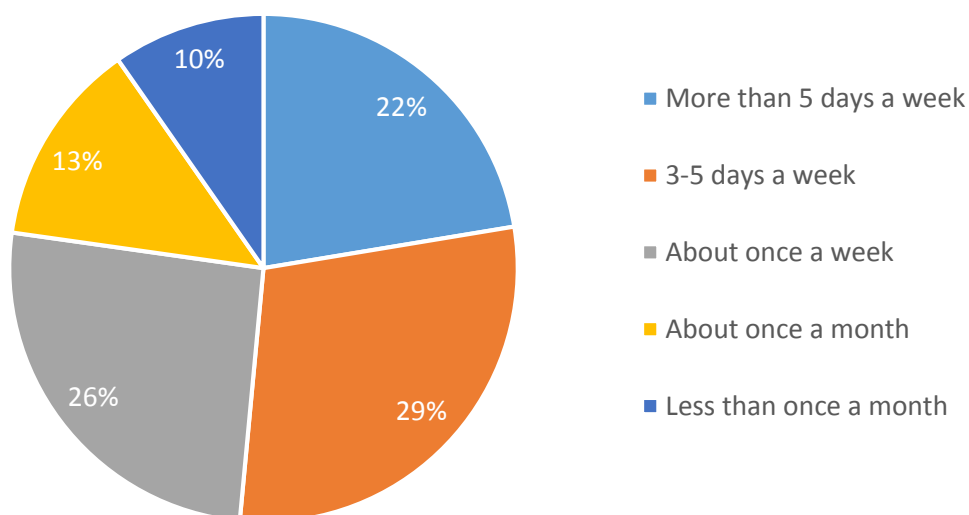
When what direct interventions would help them to walk or ride a bicycle more often, 21% of respondents (208) said dedicated safe cycleways were the most important. The second most important intervention was ‘more direct routes to walk or cycle’ (14%) followed by ‘vehicles driving slower or more carefully’ (13%).



Total: 990 responses to draft Waverley’s People, Movement and Places online survey question 4

**How often do you use public transport? (select one)**

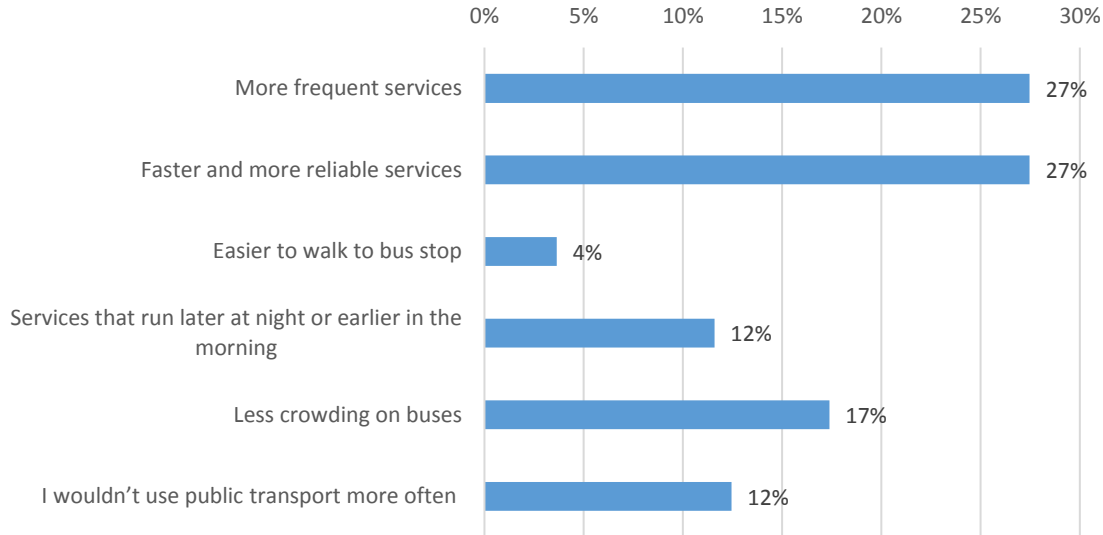
The survey found high usage of public transport in Waverley LGA, with more than half of all respondents saying they use public transport at least 3 days a week. A total of 77% said they use public transport at least once a month.



Total: 268 responses to draft Waverley’s People, Movement and Places online survey question 5

**What would help you to use public transport more often?** (select one or more items)

Respondents cited ‘more frequent services’ and ‘faster and more reliable services’ as the biggest factors that would help them use public transport more often. Less crowding and services that run later at night were also high on the list.

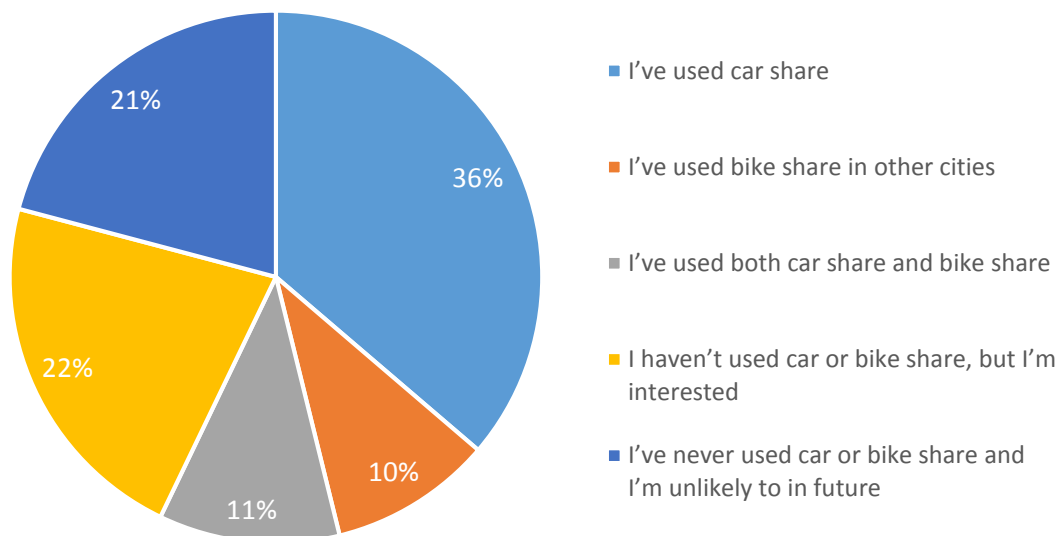


Total: 466 responses to draft Waverley's People, Movement and Places online survey question 6

**Have you ever used a car share (e.g. GoGet, Car Next Door) or bike share?** (select one)

Note that this survey was conducted prior to the introduction of dockless bike share (which debuted in Sydney in August 2017). There were also a large number of written submissions emphasising the importance of car share.

Eight out of ten people said they've used car share or bike share, or would be interested in using a share system in future.

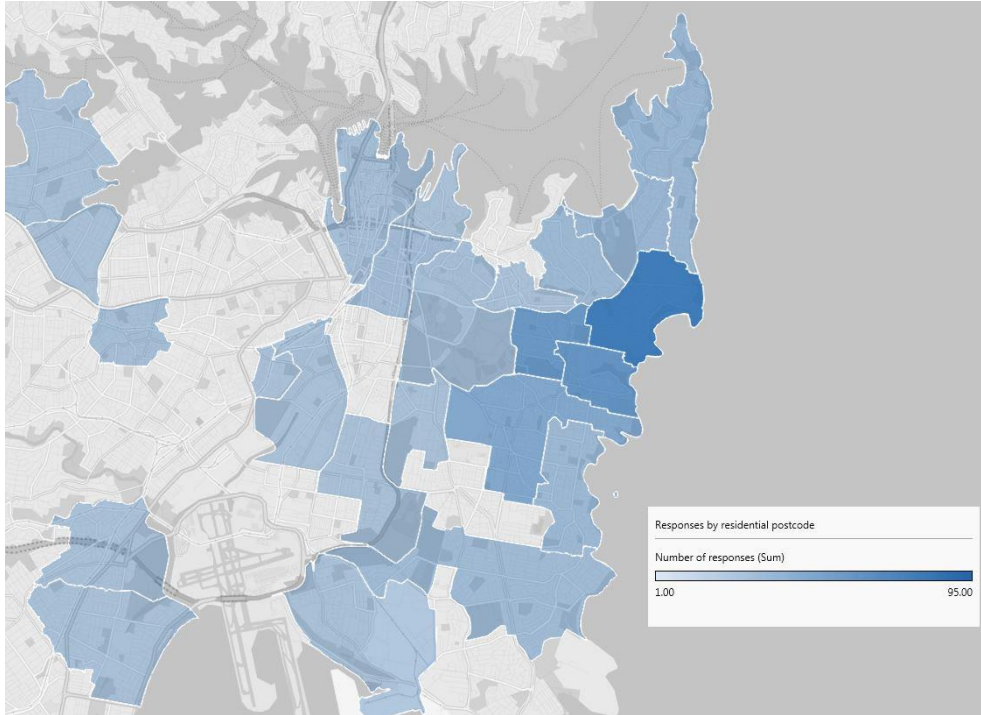


Total: 273 responses to draft Waverley's People, Movement and Places online survey question 7



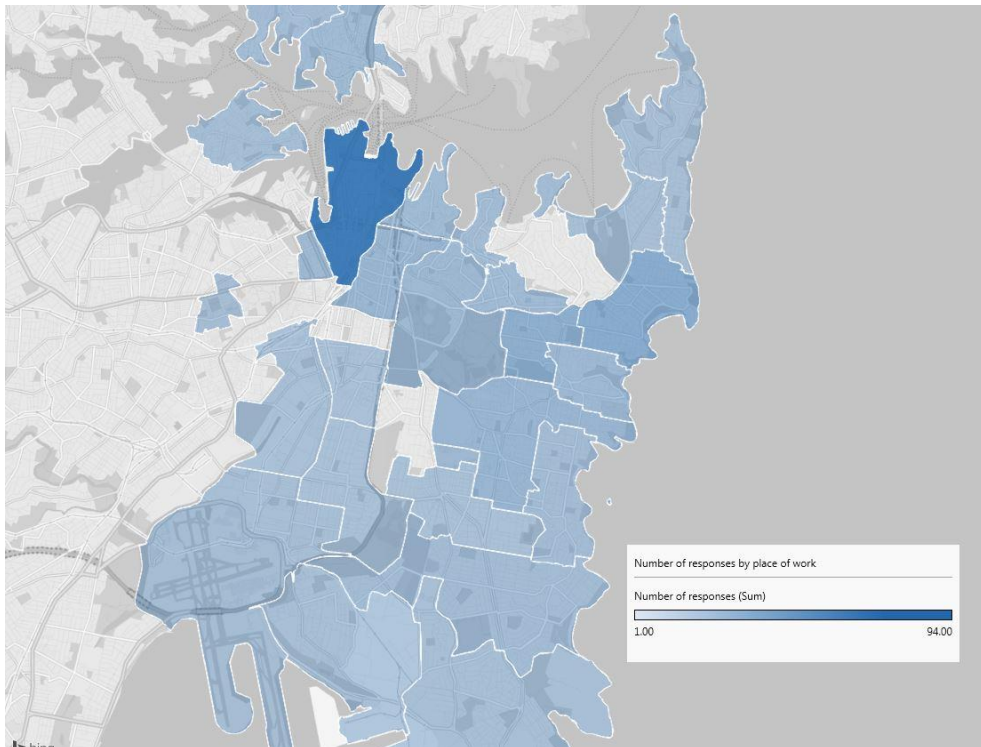
### Where do you live or work?

People could respond to the survey whether they lived, worked or regularly visited Waverley LGA. Most survey responses were from people residing in the local area. More than 35% lived in postcode 2026 around Bondi Beach. A further 16% lived in postcode 2022, and 9% in postcode 2031.



Total: 266 responses to draft Waverley's People, Movement and Places online survey question 1: What is your residential postcode?

Nearly forty per cent of survey respondents worked in the Sydney CBD (postcode 2000). A further 10% said they work in Bondi Junction (postcode 2026), and 8% in postcode 2022.



Total: 240 responses to draft Waverley's People, Movement and Places online survey question 2: What is the postcode of your workplace?

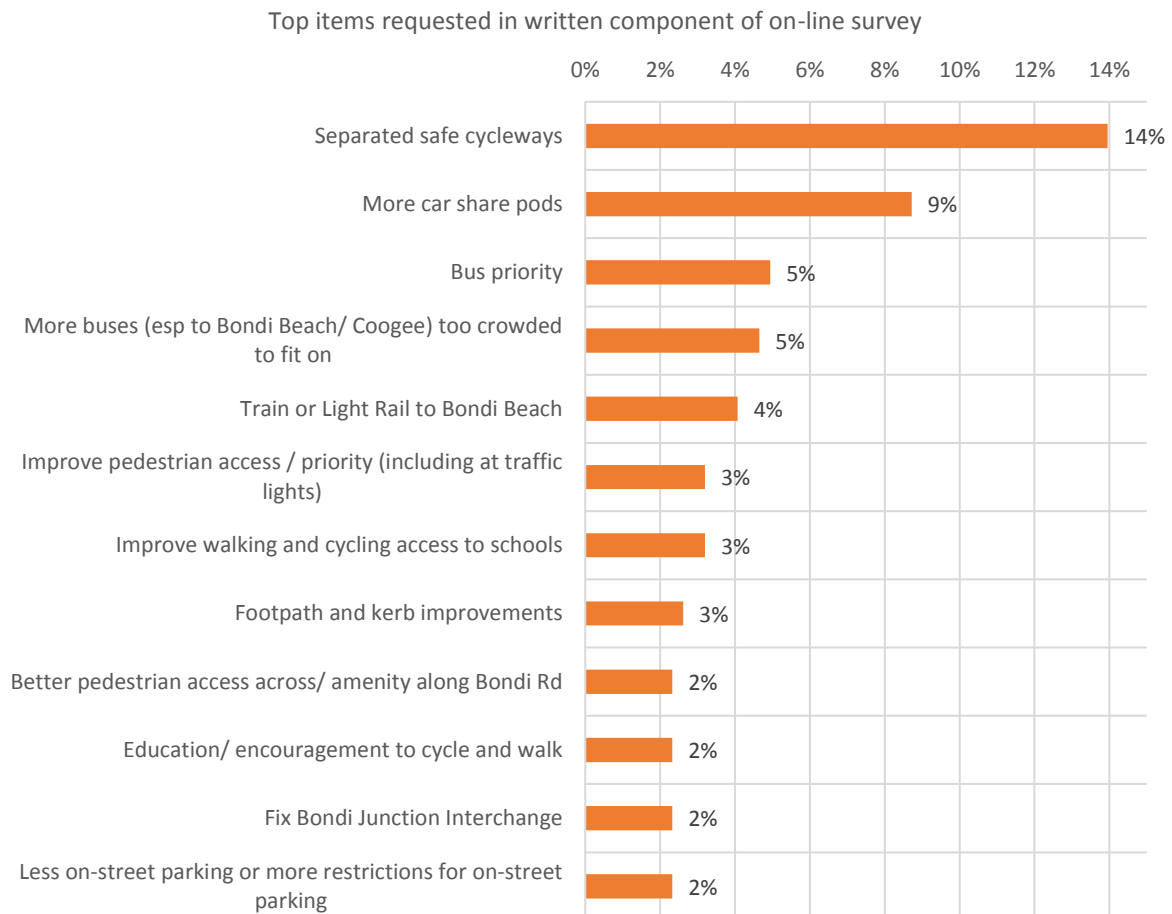
### Written responses

The last section of the online survey asked ‘How else can we improve transport and access in your area?’ (max 1000 characters).

Of the detailed written responses:

- 15% mentioned walking
- 27% mentioned cycling
- 25% mentioned public transport
- 10% mentioned car share
- 6% mentioned car parking
- 8% mentioned road or cars
- 5% mentioned schools
- 4% mentioned other topics.

The top items requested in the written component of the on-line survey were safe separated cycleways (14% of all written responses, totalling 48 respondents) and more car share pods (9%, totalling 30 respondents).



Total: Written responses to draft Waverley’s People, Movement and Places online survey question 10: How else can we improve transport and access in your area?” (max 1000 characters).



## Feedback from Organisations

During the public exhibition of the draft report, there were 17 responses in total from community organisations, state and local government agencies, and businesses (7 completed online surveys and 10 emails, although some were from the same organisation). Email/ letter submissions were received from:

- Transport for NSW, letter on behalf of Tim Reardon, Secretary for TfNSW
- Member for Vaucluse, the Hon Gabrielle Upton MP
- City of Sydney, submitted by Monica Barone, CEO
- Randwick City Council, submitted by Alan Bright, Manager Strategic Planning
- BIKEast, submitted by Mark Worthington and online survey
- Bicycle NSW, submitted by Ray Rice
- Bicycle Network, submitted by Peter Eckersley
- GoGet, submitted by Chris Vanneste and Josh Brydges
- Car Next Door, submitted as online survey
- Waverley Historical Society, submitted by Peter McCallum
- Queens Park Precinct Executive Committee, submitted by Peter Cohen and Simon Swifte
- Clovelly Public School, submitted as online survey by class 2A and 2P
- Holdsworth Community Ltd, submitted as online survey
- Uni Bike Club, submitted as online survey
- Artist, submitted as online survey.