



KANOPY ON-DEMAND FILM STREAMING



Discover thought-provoking and enriching entertainment on one convenient streaming platform, brought to you for **free** by Waverley library. **Kanopy** makes it easy to find and stream meaningful films. Our catalog of thousands of titles includes festival favorites and popular picks chosen for their insight into other cultures, perspectives, and beliefs.

Kanopy also offers children's programming with **Kanopy Kids**. We have partnered with Common Sense Media™ to provide developmentally appropriate age ratings for videos on **Kanopy Kids**.

Kanopy is **FREE** for you - no fees, no commercials.

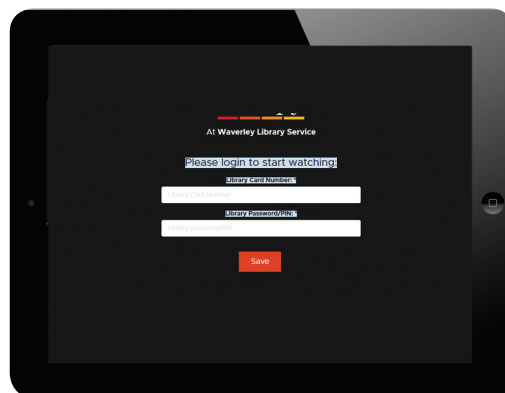
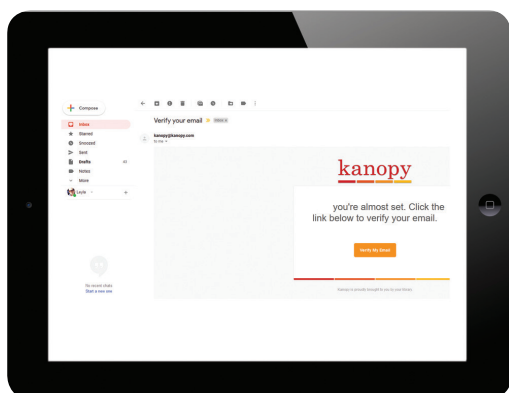
HOW DO I JOIN KANOPY?

Visit the Kanopy website waverleynew.kanopy.com.

- STEP 1** Create an account with a name, email address and your own password
- STEP 2** Once you enter your email address, Kanopy will send you the request to "verify your email". Click on that link.

- STEP 4** Login to start watching:
Library Card Number: **Pxxxxxxxxxx**
Library Password/PIN: **dd/mm/yyyy**

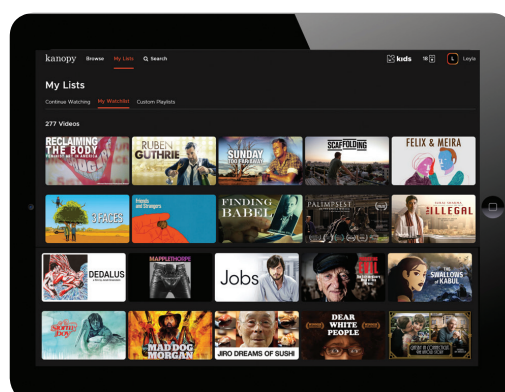
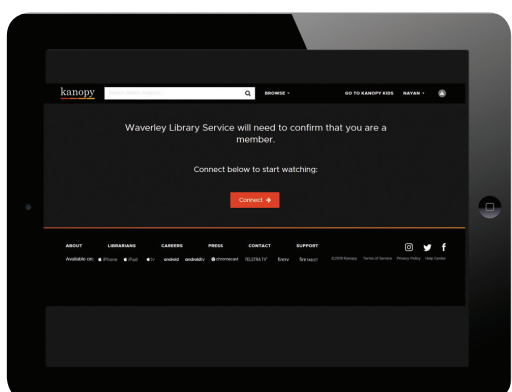
*As with other service, the password that members should use to verify the membership **ONLY** is the eight character date of birth as entered in Libero.



- STEP 3** Waverley Library Service will need to confirm that you are a member.

Connect below to start watching:

- STEP 5** Build your watchlist: save films to your watchlist and create your own collection of movies to enjoy later. Saving films to your watchlist does not affect your play tickets.



Films can be streamed each month from any computer, television, mobile device or platform by downloading the Kanopy app for **iOS, Android, AppleTV, Roku, Chromecast**, and many more!

Watching Kanopy on Chromecast

Using the iOS/Android app

Before you start casting, please ensure:

- Your smartphone or tablet is connected to the same WiFi network as your Chromecast device
- You are logged into the Kanopy app on your smartphone or tablet with a valid library membership.

Tap the **"Cast"** button at the top right corner of the screen and select the Chromecast device that is connected to your television. Once the connection is established, your TV screen will display **"Ready to cast"**. Start playing a film on the app and it will be played via Chromecast on your TV screen.



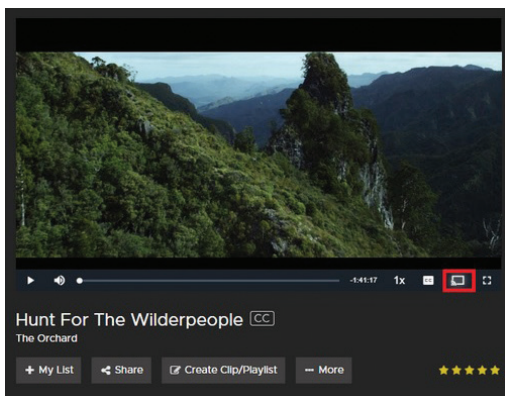
Using a computer

Before you start casting, please ensure:

- You are using a Chrome browser on a computer that is connected to the same WiFi network as your Chromecast device
- You are logged into your Kanopy account with a valid library membership

Click **play** on the film to display the video player options. The Cast icon will appear at the bottom right of the video player. Click the **Cast** icon, select your Chromecast device, and the film will start playing on your TV.

Please note that this icon will only appear when using a *Chrome browser*.



You can play Kanopy on your TV using an HDMI cable, if your computer or mobile device can send video out through an HDMI cable and your TV has an HDMI input available. You control playback from your device, and it must be present and running the app or web browser to work.

HOW IT WORKS:

- Tickets are used to play videos on **Kanopy**. Each month, you receive 18 tickets. Your tickets reset on the first day of the month, and unused tickets don't roll over to the next month. You can see your remaining tickets for the month in the top-right corner of the homepage.
- As you browse for titles, you'll see the number of tickets required to watch each title and how long you have to watch it.
- **Kanopy Kids** doesn't use tickets. You can access an unlimited number of **Kanopy Kids** titles each month.

