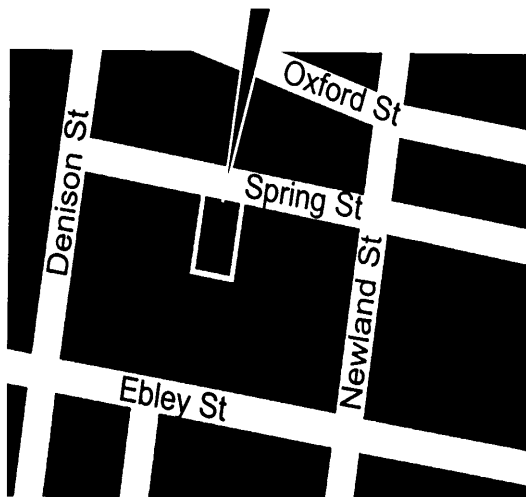


All staff work co-operatively and in consultation with outside agencies, the families and other professionals. They refer children and families to other agencies to meet their needs and advocate on behalf of families to improve service provision.

#### How can I find out more?


To find out how the team can help you, contact the Child Care Support Team at:

Waverley Council's Department of Library and Community Services  
1<sup>st</sup> Floor  
31-33 Spring Street  
Bondi Junction 2022  
Ph: (02) 9389 9344




## Who are we?

- ◆ **Family Support Worker:**  
Julie Katz
- ◆ **Children's Services Educator (SUPS):**  
Vanessa Bourne
- ◆ **Speech Pathologist:**  
*To be confirmed*
- ◆ **Co-ordinator:**  
Christine Egri



# Child Care Support Team



*Funded by the Department of Family and Community Services and the Department of Community Services together with Waverley Council*

## Who is available to help you and what do they do?

The Child Care Support Team works with children and families with additional needs.

The Team assists these families to access child care in the Waverley Local Government Area.

The Team:

- ✳ Assists in providing priority of access to children with additional needs into Waverley Council's Child Care Centres and Family Day Care Services.
- ✳ Provides a family support and early intervention program for children with additional needs.
- ✳ Provides training, programming support and resources for all Commonwealth funded children's services in the Waverley Local Government Area.
- ✳ Provides parent programs and information sessions to families.
- ✳ Assists access to the Special Needs Subsidy Scheme to eligible groups in the community.

## What are additional needs?

There are many different definitions and circumstances resulting in families experiencing additional needs. Waverley's Child Care Support Team supports the needs of children who:

- ✳ have a disability including intellectual, sensory or physical impairment.
- ✳ Have a parent with a disability.
- ✳ Have a significant delay in their development.
- ✳ Are at risk of abuse or neglect or are a family with high support needs.
- ✳ Are of Aboriginal/Torres Strait Islander.
- ✳ Are of non-English speaking background (including children where English is not the first language of either or both parents).

## Who is available to help you and what do they do?

**Family Support Worker:** Provides counselling, case management, support and information to families; refers children and families to other agencies if necessary; attends the centres each week and is available to parents by phone or in person; facilitates parent information sessions and runs a parenting program.

**Children's Services Educator (SUPS):** Works with Long Day Care, Out of School Hours services and Family Day Care that receive child care benefit; visits services, assists with programming for children with additional needs; provides training and resources to assist inclusion, fact sheets for staff and liaises with parents, Specialists and child care staff; supports Special Needs Subsidy Scheme process.

**Speech Pathologist:** Assesses children with speech/language problems and delays; provides integrated programs to staff and families; advises staff and parents on language development; provides some individual therapy to children and additional needs work as a part-time resource worker under the SUPS Scheme.

**Co-ordinator:** Co-ordinates the family support program, Supplementary Services Scheme (SUPS) and Speech Pathology projects; places children with additional needs in consultation with other staff.