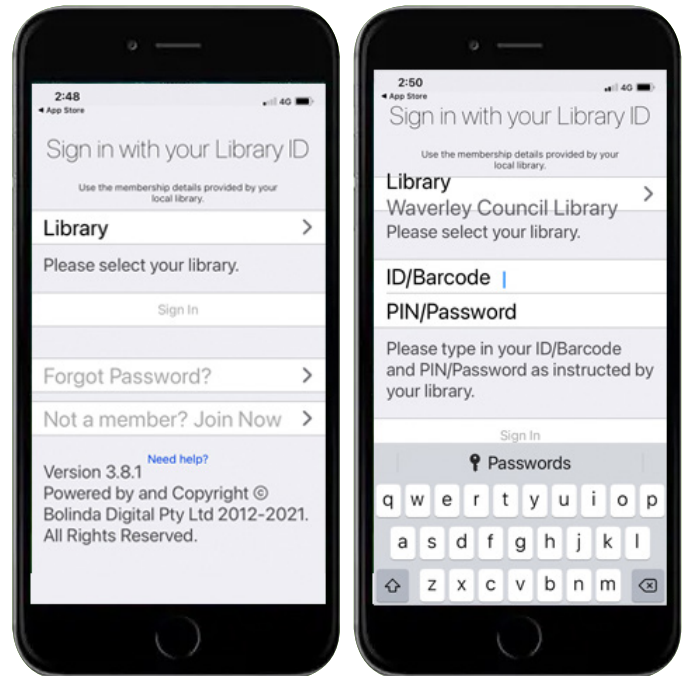


waverley.borrowbox.com

STEP 1: LOG IN

Online - From Waverley library website log in to **BorrowBox** with your library **ID/barcode** and **password/PIN**

App - Download the **BorrowBox** app. Select Waverley library and enter your library **ID/barcode** and **password/PIN**



STEP 2: SEARCH

Search, browse and discover the great collection 24/7, by title, author or category, read extracts, listen to excerpts and more.

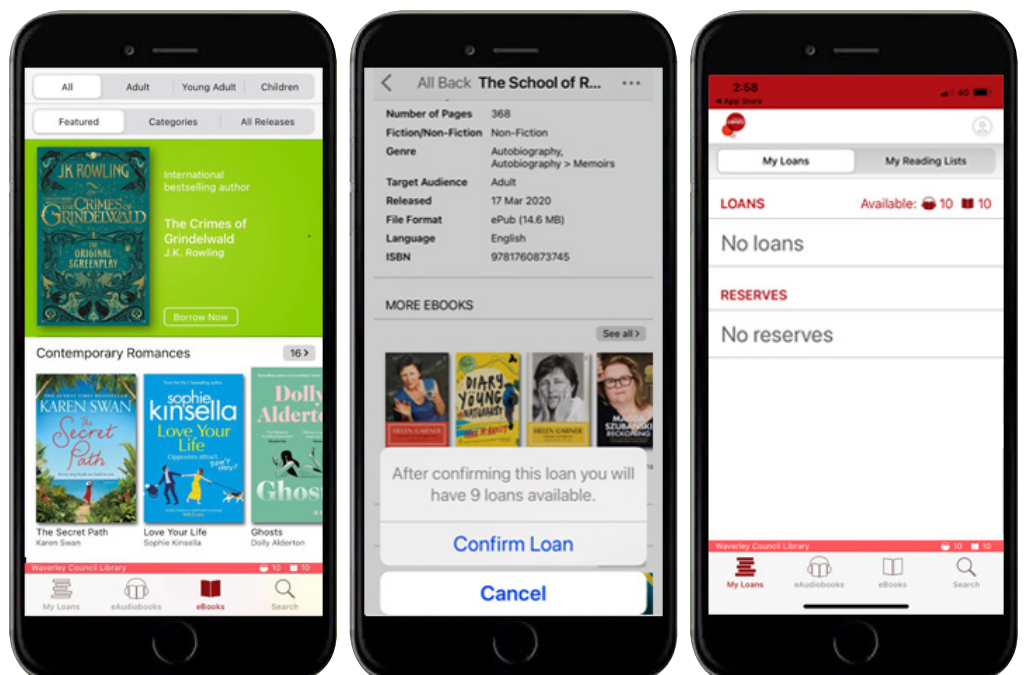
Q: How many eBooks or eAudiobooks can I borrow?
A: With BorrowBox, you can borrow up to **10 eBooks** and **10 eAudiobooks** at once.

STEP 3: BORROW

Confirm your loan or reserve a title for later.

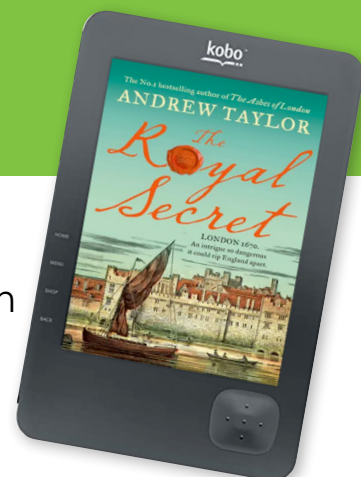
STEP 4: DOWNLOAD

Download the complete eBook or eAudiobook instantly. When reserved titles are ready to download you will receive email.





READ EBOOKS ON A COMPUTER AND EREADER DEVICES



Borrowing and reading eBooks on your computer is simple and they can also be read on most eReader devices. Simply open the eBook download in **Adobe Digital Editions** and then transfer it to your eReader device. Follow these simple steps:

1. PREPARE YOUR COMPUTER

Make sure that you have installed the **Adobe Digital Editions** software. To install it, visit the [Adobe Digital Editions download page](#) and follow the installation instructions provided. On first launch of Adobe Digital Editions click on **Help > Authorize Computer**. On the following screen choose **Adobe ID** from the dropdown menu and enter your Adobe ID and password. If you don't have an Adobe ID yet, click on the **Create an Adobe ID** link to the right of the dropdown box or visit [Adobe's Create Adobe ID page](#).



2. DOWNLOAD

On the Bolinda eBook download page press the **Download eBook** button. When you get a pop-up dialogue box asking you whether you would like to Open, Run or Save, make sure that you select **Open With** and choose **Adobe Digital Editions**. Adobe Digital Editions will then import the eBook file and you can find it in the Borrowed section on the left side of the window.

3. TRANSFER

To transfer an eBook to an eReader device, attach the device to your computer. It should appear in Adobe Digital Editions in the list on the left side of the window. Now just drag the eBook onto the device.

